

2004-NOW
100% QUALITY 100% SERVICE

ZMONDAY
POWER EQUIPMENT

ZHEJIANG ZHOULI INDUSTRIAL CO.;LTD

Add: Jinyan Mountain Industry Function Area Quanxi Wuyi Zhejiang China
Tel: 86-579-87989170 87989171 87989172
Fax: +86-579-87728760
E-Mail: sales@chinazhouyi.cn
Http://www.chinazhouyi.cn www.zmonday.com



ZMONDAY
POWER EQUIPMENT

EXPORT-ORIENTED ENTERPRISES
ZHEJIANG ZHOULI INDUSTRIAL CO.;LTD



2004-NOW
100% QUALITY 100% SERVICE

www.chinazhouyi.cn

CORPORATION INFORMATION

Quality Of The World



100000

Occupying 100,000 square meters

680

With 680 employees

36

36 professional technical engineers

10

10 modern assembly lines

ZHEJIANG ZHOULI INDUSTRIAL CO.,LTD dedicate to manufacture excellent and innovative garden equipment and is one of the largest export base for garden powered equipment in china, occupying 100,000 square meters, with 680 employees, the investment amount of zhouYi reaches USD26 million, currently the product series of zhouYi cover snow Thrower, Manual sweeper and wheel Barrow. it continuously diversifies its products range according to customer needs.


Zmonday has 36 professional technical engineers and a strong R&D team. zhouYi holds 10 modern assembly lines and many advanced processing equipments of mould, metalworking and plastic. Advanced

technology and technological process, constant innovation of product and advanced equipment lead to both increasingly expanded production capacity and steadily improved quality.

our products carry GS, EPA,UL approvals and meet the requirements of the RoHs and PaH Directives. our monthly capacity is 32,000 snow throwers and 15,000 outdoor sweepers.

we are professional and sincere, with ceaseless innovation and effort, we aspire to not only meet but also exceed our client's requirements, it provides long-term opportunities for zhouyl to continue grow.





QUALITY POLICY STATEMENT

we are a company that takes its responsibility seriously. From the sourcing of raw materials to the impact of our activities and products on the environment-we work hard to ensure that quality permeates everything we do. Advanced processing and production equipment, experienced operating technicians, rigorous production

process, is the quality assurance of hanqi, from product development to mold design, material selection, production and processing and other strong production capacity and scheduling



QUALITY IS NO COINCIDENCE

Our manufacturing companies in keeping with the ISO9001:2008 standard, which means that they meet the standards set by ISO, the international Standards Organisation. Apart from the periodic inspection and audits carried out by the ISO, they also apply stringent tests

of their own to provide you with extra reassurance.

Only materials and parts that have been inspected and of perfect quality are actually used in the production process.

Every machine that comes off the assembly line goes through a trial run.



WINTER FIGHTERS ZMONDAY SNOW BLOWER

Shoveling snow by hand in the blistering cold takes time, effort and energy. A snow thrower can help you minimize your time and effort, and can easily cut through packed snow and ice, even the tough stuff the plow leaves at the end of your driveway.

WIN WINTER !



SINGLE-STAGE SNOW BLOWER

Compact In Size, Impressive In Performance.

Easy Starting,
Easy Cleaning
Easy Control



ZMONDAY
POWER EQUIPMENT

05/06 SNOW BLOWER

STD8718

SINGLE-STAGE SNOW BLOWER

Compact In Size, Impressive In performance

Easy Starting
Easy Cleaning
Easy Control

Enine Dispacement

87CC

Cleaning thickness

30CM

Cleaning width

46CM



| ZMONDAY model | STD8718 |
|------------------------|------------------|
| Engine displacement | 87cc |
| Engine Model | LC154F |
| Engine net power | 1.65kw / 3600rpm |
| Cleaning width | 46cm |
| Cleaning thickness | 9-12m |
| snow throwing distacne | 46cm |
| Speed | N/A |
| Wheel size | diameter 15cm |
| Chute rotating angle | 190 degree |
| Auger diameter | 17cm |
| Control panel | NO |
| LED lamp | NO |
| Electric start | NO |
| Heating handle | NO |
| Certificate | GS/CE/EPA |

STD7060

SINGLE-STAGE SNOW BLOWER

Compact In Size, Impressive In Performance
 Easy Starting,
 Easy Cleaning
 Easy Control

Engine Displacement

212CC

Cleaning thickness

46CM

Cleaning width

60CM



| ZMONDAY model | STD7060 |
|------------------------|-------------------|
| Engine displacement | 212cc |
| Engine Model | LC170F |
| Engine net power | 4.4kw / 3600rpm |
| Cleaning width | 60cm |
| Cleaning thickness | 9-12m |
| snow throwing distance | 46cm |
| Speed | N/A |
| Wheel size | 12" snow hog tyre |
| Chute rotating angle | 190 degree |
| Auger diameter | 17cm |
| Control panel | YES |
| LED lamp | YES |
| Electric start | NO |
| Heating handle | NO |
| Certificate | GS/CE/EPA |

GST55

ZMONDAY SNOW BLOWER

Take on serious snow
 with less effort

Engine Displacement

163CC

Cleaning thickness

42CM

Cleaning width

56CM



| ZMONDAY model | GST55 | GST65 | GST55-with metal panel | GST65-with metal panel |
|------------------------|----------------------|----------------------|------------------------|------------------------|
| Engine displacement | 163cc | 196cc | 163cc | 196cc |
| Engine model | G160F | G200F | G160F | G200F |
| Engine net power | 3.6kw / 3600rpm | 3.6kw / 3600rpm | 4.1kw / 3600rpm | 4.1kw / 3600rpm |
| Cleaning width | 56cm | 56cm | 56cm | 56cm |
| Cleaning thickness | 42cm | 42cm | 42cm | 42cm |
| snow throwing distance | 9-12m | 9-12m | 9-12m | 9-12m |
| Speed | 4 Forward, 2 Reverse | 4 Forward, 2 Reverse | 6 Forward, 2 Reverse | 6 Forward, 2 Reverse |
| Wheel size | 13*4.1-6 | 13*4.1-6 | 13*4.1-6 | 13*4.1-6 |
| Chute rotating angle | 190 degree | 190 degree | 190 degree | 190 degree |
| Auger diameter | 30cm | 30cm | 30cm | 30cm |
| Control panel | NO | NO | YES | YES |
| LED lamp | NO | NO | NO | NO |
| Manual start | YES | YES | YES | YES |
| Electric start | NO | NO | NO | NO |
| Heating handle | NO | NO | NO | NO |
| Certificate | GS/CE/EPA | GS/CE/EPA | GS/CE/EPA | GS/CE/EPA |

ZMONDAY Snow Thrower, Power Through Winter Snow

The ZMONDAY Snow Throwers are the go-to solution when sweeping snow is not enough and you want to move it up to 15 m away.

WIN WINTER !



ZMONDAY SNOW BLOWER

The ZMONDAY snow blower is the go-to solution when sweeping snow is not enough and you want to move it up to 15 m away. The convenient one-stage snow throwers are suitable for easier task on hard and flat surfaces. Available in power, battery or petrol driven mode.



ZLST651Q

ZMONDAY SNOW BLOWER

Take more snow in less time.

Engine Displacement

196CC

Cleaning thickness

51CM

Cleaning width

56CM



Power Winter Engine

It is featured with strong power performance, good economic performance and reliable operation.



Zmonday Snow Blower Use Reliable Gear Box



SAFE USE



RUGGED DESIGN



WORK EFFICIENTLY

| Zmonday model | ZLST551Q | ZLST651Q | ZLST651QE |
|------------------------|----------------------|----------------------|----------------------|
| Engine displacement | 163cc | 196cc | 196cc |
| Engine Model | G160F | G200F | G200FD |
| Engine net power | 3.6kw / 3600rpm | 4.1kw / 3600rpm | 4.1kw / 3600rpm |
| Cleaning width | 56cm | 56cm | 56cm |
| Cleaning thickness | 9-12m | 9-12m | 9-12m |
| snow throwing distance | 56cm | 56cm | 56cm |
| Speed | 5 Forward, 2 Reverse | 5 Forward, 2 Reverse | 5 Forward, 2 Reverse |
| Wheel size | 13*4.1-6 | 13*4.1-6 | 13*4.1-6 |
| Chute rotating angle | 190 degree | 190 degree | 190 degree |
| Auger diameter | 30cm | 30cm | 30cm |
| Control panel | NO | NO | NO |
| LED lamp | NO | NO | YES |
| Electric start | NO | NO | YES |
| Heating handle | NO | NO | NO |
| Certificate | GS/CE/EPA | GS/CE/EPA | GS/CE/EPA |

DIY-ZLST651QE

ZMONDAY SNOW BLOWER

Take on serious snow with less effort

Cleaning thickness

196CC

Cleaning thickness

49CM

Cleaning width

56CM



LD624

ZMONDAY SNOW BLOWER

Take on serious snow with less effort

Cleaning thickness

196CC

Cleaning thickness

49CM

Cleaning width

56CM



| ZMONDAY model | DIY-ZLST551Q | DIY-ZLST651Q | DIY-ZLST651QE |
|------------------------|----------------------|----------------------|----------------------|
| Engine displacement | 163cc | 196cc | 196cc |
| Engine Model | G160F | G200F | G200FD |
| Engine net power | 3.6kw / 3600rpm | 4.1kw / 3600rpm | 4.1kw / 3600rpm |
| Cleaning width | 56cm | 56cm | 56cm |
| Cleaning thickness | 49cm | 49cm | 49cm |
| snow throwing distance | 9-12m | 9-12m | 9-12m |
| Speed | 6 Forward, 2 Reverse | 6 Forward, 2 Reverse | 6 Forward, 2 Reverse |
| Wheel size | 13*4.1-6 | 13*4.1-6 | 13*4.1-6 |
| Chute rotating angle | 190 degree | 190 degree | 190 degree |
| Auger diameter | 30cm | 30cm | 30cm |
| Control panel | YES | YES | YES |
| LED lamp | NO | NO | YES |
| Electric start | NO | NO | YES |
| Heating handle | NO | NO | NO |
| Certificate | GS/CE/EPA | GS/CE/EPA | GS/CE/EPA |

| Zmonday model | LD524 | LD624 |
|------------------------|----------------------|----------------------|
| Engine displacement | 163cc | 196cc |
| Engine Model | G160F | G200F |
| Engine net power | 3.6kw / 3600rpm | 4.1kw / 3600rpm |
| Cleaning width | 56cm | 62cm |
| Cleaning thickness | 54.5cm | 54.5cm |
| snow throwing distance | 9-12m | 9-12m |
| Speed | 6 Forward, 2 Reverse | 6 Forward, 2 Reverse |
| Wheel size | 13*4.1-6 | 13*4.1-6 |
| Chute rotating angle | 190 degree | 190 degree |
| Auger diameter | 30cm | 30cm |
| Control panel | YES | YES |
| LED lamp | NO | YES |
| Electric start | NO | YES |
| Heating handle | NO | NO |
| Certificate | GS/CE/EPA | GS/CE/EPA |

ZMONDAY Snow Thrower, Power Through Winter Snow

The ZMONDAY Snow Throwers are the go-to solution when sweeping snow is not enough and you want to move it up to 15 m away.

WIN WINTER !



STG6562

ZMONDAY SNOW BLOWER

Take on serious snow with less effort

Engine Displacement


196CC

Clean width

62CM

Auger diameter

30cm



Effortless control



Easy to handle



SAFE USE



RUGGED DESIGN



WORK EFFICIENTLY

ZMONDAY SNOW BLOWER

The ZMonday Snow Throwers are the go-to solution when sweeping snow is not enough and you want to move it up to 15 m away.

| ZMonday model | STG6556 | STG6562 | STG6566 |
|------------------------|----------------------|----------------------|----------------------|
| Engine displacement | 196cc | 196cc | 196cc |
| Engine Model | G200FD | G200FD | G200FD |
| Engine net power | 4.1kw / 3600rpm | 4.1kw / 3600rpm | 4.1kw / 3600rpm |
| Cleaning width | 56cm | 62cm | 66cm |
| Cleaning thickness | 51cm | 51cm | 51cm |
| snow throwing distance | 9-12m | 9-12m | 9-12m |
| Speed | 6 Forward, 2 Reverse | 6 Forward, 2 Reverse | 6 Forward, 2 Reverse |
| Wheel size | 13*4.1-6 | 13*4.1-6 | 14*4.1-6 |
| Chute rotating angle | 190 degree | 190 degree | 190 degree |
| Auger diameter | 30cm | 30cm | 30cm |
| Control panel | YES | YES | YES |
| LED lamp | YES | YES | YES |
| Electric start | YES | YES | YES |
| Heating handle | NO | NO | NO |
| Certificate | GS/CE/EPA | GS/CE/EPA | GS/CE/EPA |



Standard panel STG1101QE-02

ZMONDAY SNOW BLOWER

Take on serious snow with less effort

Engine Displacement

337CC

Clean width

70CM

Auger diameter

30cm



Transformer panel STG1101QE-02

ZMONDAY SNOW BLOWER

Take on serious snow with less effort

Engine Displacement

337CC

Clean width

70CM

Auger diameter

30cm



| ZMONDAY model | STG8062 | STG8066 | STG901QE | STG1101QE-02 | STG1376 |
|------------------------|----------------------|----------------------|----------------------|----------------------|----------------------|
| Engine displacement | 242cc | 242cc | 270cc | 337cc | 389cc |
| Engine Model | G240FD | G240FD | G270FD | G340FD | G390FD |
| Engine net power | 5.1kw / 3600rpm | 5.1kw / 3600rpm | 6kw / 3600rpm | 7.1kw / 3600rpm | 8.5kw / 3600rpm |
| Cleaning width | 62cm | 66cm | 70cm | 70cm | 76cm |
| Cleaning thickness | 54.5cm | 54.5cm | 54.5cm | 54.5cm | 54.5cm |
| Snow throwing distance | 9-12m | 9-12m | 9-12m | 9-12m | 9-12m |
| Speed | 6 Forward, 2 Reverse | 6 Forward, 2 Reverse | 6 Forward, 2 Reverse | 6 Forward, 2 Reverse | 6 Forward, 2 Reverse |
| Wheel size | 14*4.1-6 | 14*4.1-6 | 15*6.5-7 | 15*6.5-7 | 15*6.5-7 |
| Chute rotating angle | 190 degree | 190 degree | 190 degree | 190 degree | 190 degree |
| Control panel | YES | YES | YES | YES | YES |
| LED lamp | YES | YES | YES | YES | YES |
| Electric start | YES | YES | YES | YES | YES |
| Heating handle | NO | NO | NO | YES | YES |
| Certificate | GS/CE/EPA | GS/CE/EPA | GS/CE/EPA | GS/CE/EPA | GS/CE/EPA |

| ZMONDAY model | STG8062 Transformer panel | STG8066 Transformer panel | STG901QE Transformer panel | STG1101QE-02 Transformer panel | STG1376 Transformer panel |
|------------------------|------------------------------|------------------------------|-------------------------------|-----------------------------------|------------------------------|
| Engine displacement | 242cc | 242cc | 270cc | 337cc | 389cc |
| Engine Model | G240FD | G240FD | G270FD | G340FD | G390FD |
| Engine net power | 5.1 | 5.1 | 6 | 7.1 | 8.5 |
| Cleaning width | 62cm | 66cm | 70cm | 70cm | 76cm |
| Cleaning thickness | 54.5cm | 54.5cm | 54.5cm | 54.5cm | 54.5cm |
| Snow throwing distance | 9-12m | 9-12m | 9-12m | 9-12m | 9-12m |
| Speed | 6 Forward, 2 Reverse | 6 Forward, 2 Reverse | 6 Forward, 2 Reverse | 6 Forward, 2 Reverse | 6 Forward, 2 Reverse |
| Wheel size | 14*4.1-6 | 14*4.1-6 | 15*6.5-7 | 15*6.5-7 | 15*6.5-7 |
| Chute rotating angle | 190 degree | 190 degree | 190 degree | 190 degree | 190 degree |
| Auger diameter | 30cm | 30cm | 30cm | 30cm | 30cm |
| Control panel | YES | YES | YES | YES | YES |
| LED lamp | YES | YES | YES | YES | YES |
| Electric start | YES | YES | YES | YES | YES |
| Heating handle | NO | NO | NO | YES | YES |
| Certificate | GS/CE/EPA | GS/CE/EPA | GS/CE/EPA | GS/CE/EPA | GS/CE/EPA |

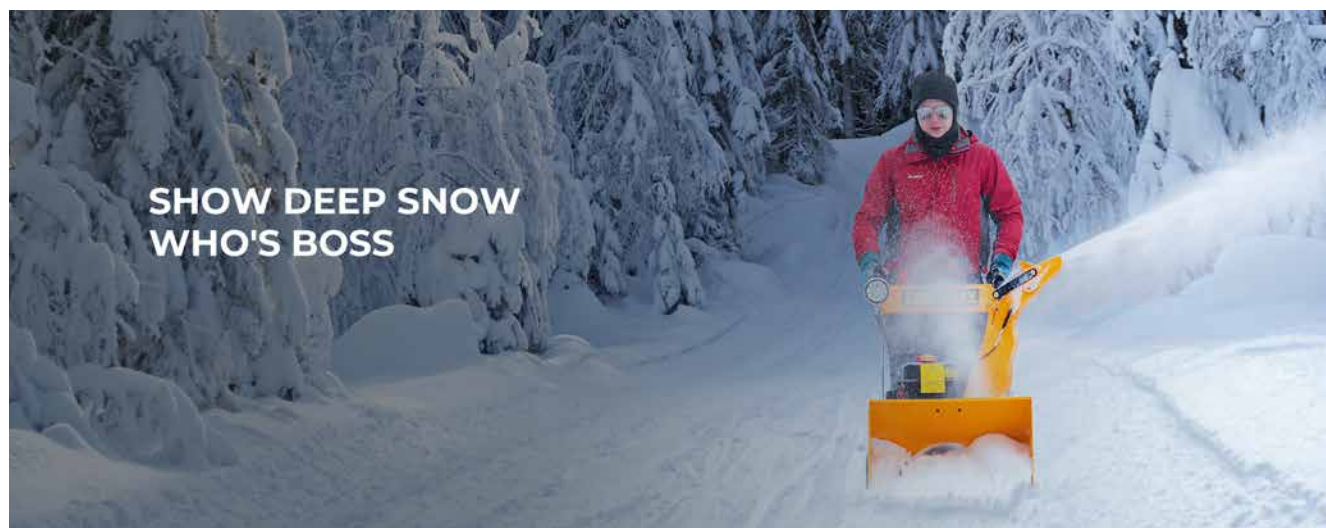
Show Deep Snow Who's Boss

Shoveling snow by hand in the blistering cold takes time, effort and energy. A snow thrower can help you minimize your time and effort, and can easily cut through packed snow and ice, even the tough stuff the plow leaves at the end of your driveway.

The ZMONDAY snow blower is the go-to solution when sweeping snow is not enough and you want to move it up to 15 m away. The convenient one-stage snow throwers are suitable for easier task on hard and flat surfaces. Available in power, battery or petrol driven mode.

The even more powerful petrol-driven two-stage snow throwers are also suitable for drifts of hard packed snow on almost any surface. Our fully-equipped configurations include a tracked versio .





ZLST1101Q

ZMONDAY SNOW BLOWER

Take on serious snow with less effort

Engine displacement

337CC

Cleaning thickness

54.5CM

Cleaning width

70CM



DURABLE PEDRAIL

As though walking upon flat ground.



POWER WINTER ENGINE

It is featured with strong power performance, good economic performance and reliable operation.



SAFE USE



RUGGED DESIGN



WORK EFFICIENTLY

ZMONDAY SNOW BLOWER

Take more snow in less time.

| Zmondays model | ZLST6562 | ZLST6566 | ZLST901Q | ZLST1101Q | ZLST1376 |
|------------------------|----------------------|----------------------|----------------------|----------------------|----------------------|
| Engine displacement | 196cc | 196cc | 270cc | 337cc | 389cc |
| Engine Model | G200FD | G200FD | G270FD | G340FD | G390FD |
| Engine net power | 4.1kw / 3600rpm | 4.1kw / 3600rpm | 6kw / 3600rpm | 7.1kw / 3600rpm | 7.1kw / 3600rpm |
| Cleaning width | 62cm | 66cm | 70cm | 70cm | 76cm |
| Cleaning thickness | 54.5cm | 54.5cm | 54.5cm | 54.5cm | 54.5cm |
| snow throwing distance | 9-12m | 9-12m | 9-12m | 9-12m | 9-12m |
| Speed | 6 Forward, 2 Reverse | 6 Forward, 2 Reverse | 6 Forward, 2 Reverse | 6 Forward, 2 Reverse | 6 Forward, 2 Reverse |
| Wheel size | track | track | track | track | track |
| Chute rotating angle | 190 degree | 190 degree | 190 degree | 190 degree | 190 degree |
| Auger diameter | 30cm | 30cm | 30cm | 30cm | 30cm |
| Control panel | YES | YES | YES | YES | YES |
| LED lamp | YES | YES | YES | YES | YES |
| Electric start | YES | YES | YES | YES | YES |
| Heating handle | NO | NO | NO | YES | YES |
| Certificate | GS/CE/EPA | GS/CE/EPA | GS/CE/EPA | GS/CE/EPA | GS/CE/EPA |

ZMONDAY SNOW BLOWER

Take on serious snow with less effort

Engine Displacement

375CC

Cleaning thickness

54.5CM

Cleaning width

70CM



ZLST1332

| ZMONDAY model | ZLST1332 | ZLST1332 Pro Hydraulic |
|------------------------|----------------------|------------------------|
| Engine displacement | 420cc | 420cc |
| Engine Model | LC190FDS | LC190FDS |
| Engine net power | 9kw / 3600rpm | 9kw / 3600rpm |
| Cleaning width | 70cm | 76cm |
| Cleaning thickness | 54.5cm | 54.5cm |
| snow throwing distance | 9-12m | 9-12m |
| Speed | 6 Forward, 2 Reverse | 6 Forward, 2 Reverse |
| Wheel size | track | track |
| Chute rotating angle | 190 degree | 190 degree |
| Auger diameter | 30cm | 30cm |
| Control panel | YES | YES |
| LED lamp | YES | YES |
| Electric start | YES | YES |
| Heating handle | YES | YES |
| Certificate | GS/CE/EPA | GS/CE/EPA |

ZMONDAY SNOW BLOWER

Take on serious snow with less effort

Engine Displacement

420CC

Cleaning thickness

50CM

Cleaning width

150CM



UTV SNOW BLOWER ZLST13150

| Zmonday model | ZLST13150 UTV SNOW BLOWER |
|------------------------|---------------------------|
| Engine displacement | 420cc |
| Engine Model | LC190FDS |
| Engine net power | 9kw / 3600rpm |
| Cleaning width | 150cm |
| Cleaning thickness | 50cm |
| snow throwing distance | 9-12m |
| Speed | N/A |
| Wheel size | N/A |
| Chute rotating angle | 190 degree |
| Auger diameter | 30cm |
| Control panel | NO |
| LED lamp | NO |
| Electric start | YES |
| Heating handle | NO |
| Certificate | GS/CE/EPA |

ZMONDAY ELECTRIC SNOW BLOWER

Take on serious snow with less effort

Power

1.8KW

Cleaning width

50CM

Voltage

220V



STE1650

| ZMONDAY model | ZLST1332 |
|------------------------|--------------------|
| Power source | Electric 220V/50Hz |
| Power | 1.8 kw |
| Cleaning width | 50CM |
| Cleaning thickness | 33CM |
| Snow throwing distance | 2-5M |
| Max auger speed | 2000RPM |
| Chute rotating angle | 190 degree |
| Auger diameter | 26CM |
| Control panel | NO |
| LED lamp | NO |
| Manual start | NO |
| Electric start | YES |
| Heating handle | NO |
| Certificate | GS/CE/EMC |

ZMONDAY ELECTRIC SNOW BLOWER

Take on serious snow with less effort

Battery capacity

4AH

Cleaning width

50CM

Voltage

40V



STE1320

| ZMonday model | STE1320 |
|----------------------------|----------------------------|
| Battery quantity | 1 pc |
| Voltage | 40V |
| Battery capacity | 4Ah |
| Runtime | 40 minutes no-load running |
| Quick charger included | YES |
| Clearing width | 20-inch /508mm |
| Clearing height | 10-inch /254mm |
| Wheel size | 8-inch/203.2mm |
| Impeller diameter | 172mm |
| Impeller material | TPU |
| Impeller speed | 2000 rpm |
| Chute material | HDPE |
| Brushless motor | 1300W |
| Weather-resistant | IPx4 |
| LED headlight | 1.3W |
| Discharge chute adjustment | 180±3° |
| Discharge chute adjustment | Manual |
| Throw distance | 5-30 feet |
| snow blower net weight | 19KGS |
| Package size | 600x580x450mm |

ZMONDAY PETROL SWEEPER

ZMONDAY petrol sweepers are the perfect product for cleaning snow, build-ups of leaves, dirt and lawn clippings from driveways and footpaths.



ZMONDAY PETROL SWEEPER

Equipped with powerful brushes and pneumatic tyres, so you can take on even the most challenging tasks.

Displacement

196CC

Engine net power

4.1KW

Working width

100CM



SSG65100

| Zmonday model | SSG6580 | SSG65100 |
|--------------------|-----------------|-----------------------------|
| Engine net power | 3.6kw/3600rpm | 4.1kw/3600rpm |
| Start mode | Recoil start | Recoil start/electric start |
| Displacement | 163CC | 163CC |
| Fuel tank capacity | 3.6L | 3.6L |
| Oil tank capacity | 0.6L | 0.6L |
| Area sweep | 3840 M2/H | 4800 M2/H |
| Working width | 80cm | 100cm |
| Working speed | 2.0-5.0 KM/H | 2.0-5.0 KM/H |
| Speed | 4 forward speed | 4 forward speed |
| Fuel type | Gasoline | Gasoline |
| Certificate | GS & CE | GS & CE |



SSG5562

ZMONDAY PETROL SWEEPER

ZMONDAY petrol sweepers are the perfect product for cleaning snow, build-ups of leaves, dirt and lawn clippings from driveways and footpaths.

Displacement

163CC

Engine net power

3.6KW

Working width

60CM



Snow thrower

Quick Change

Collection box

Easy Installation

Snow blade

Easy Installation

ZMONDAY PETROL SWEEPER

Equipped with powerful brushes and pneumatic tyres, so you can take on even the most challenging tasks.

| Zmondays model | Snow Thrower | Snow Sweeper | Snow Blade |
|----------------------|-----------------------|-----------------------|-----------------------|
| Start mode | Recoil start | Recoil start | Recoil start |
| Engine net power | 3.6kw/3600rpm | 3.6kw/3600rpm | 3.6kw/3600rpm |
| Displacement | 163CC | 163CC | 163CC |
| Fuel tank capacity | 3.6L | 3.6L | 3.6L |
| Oil tank capacity | 0.6L | 0.6L | 0.6L |
| Speed | 4 forward & 2 reverse | 4 forward & 2 reverse | 4 forward & 2 reverse |
| Chute rotating angle | 190° | 190° | 190° |
| Working width | 56cm | 62cm | 85cm |
| Working thickness | 42cm | | |
| Spout capacity | 5-15m | | |
| Wheel size | 13*4.1-6 | 13*4.1-6 | 13*4.1-6 |
| Certificate | GS & CE | | |

ZMONDAY PETROL SWEEPER

ZMONDAY petrol sweepers are the perfect product for cleaning snow, build-ups of leaves, dirt and lawn clippings from driveways and footpaths.

Displacement

196CC

Engine net power

3.5KW

Working width

100CM



SSG70100

| ZMONDAY model | SSG70100 |
|--------------------|-----------------|
| Engine net power | 3.5kw/3600rpm |
| Start mode | Recoil start |
| Displacement | 196CC |
| Fuel tank capacity | 1.5L |
| Oil tank capacity | 0.6L |
| Area sweep | 4800 M2/H |
| Working width | 100cm |
| Working speed | 1.2-4.0 KM/H |
| Speed | 5 forward speed |
| Fuel type | Gasoline |
| Certificate | GS & CE |



Equipped with powerful brushes

ZMONDAY PETROL SWEEPER

Equipped with powerful brushes and pneumatic tyres, so you can take on even the most challenging tasks.

Displacement

337CC

Engine net power

7.1KW

Working width

110CM



SSG1110

| ZMONDAY model | SSG11100 |
|--------------------|-------------------------------|
| Engine net power | 7.1kw/3600rpm |
| Start mode | Recoil start / Electric start |
| Displacement | 337CC |
| Fuel tank capacity | 6.5L |
| Oil tank capacity | 1.1L |
| Lamp | With lamp |
| Area sweep | 4900 M2/H |
| Working width | 110cm |
| Brush diameter | 62cm |
| Brush speed | 150rpm |
| Speed | 6 Forward & 2 Reverse |
| Tyre of wheel | Snow Hog Tyres |
| Fuel type | Gasoline |
| Fuel tank capacity | 6.5L |
| Oil tank capacity | 1.1L |
| Certificate | GS & CE |



Equipped with powerful brushes

ZMONDAY PLATE COMPACTOR

is an indispensable piece of construction equipment that is used to compress different types of soil, asphalt and gravel.



PLATE COMPACTOR

ZMONDAY plate compactor increases productivity because it provide most optimal performance

Vibration frequency(V-P-M)
5600 V.P.M

Engine type
air-cooled, single cylinder,4-stroke



ZMPC87

| ZMONDAY model | ZMPC87 | ZMPC163 | ZMPC196 |
|-------------------------------|--------------------------------------|--------------------------------------|--------------------------------------|
| Engine type | air-cooled, single cylinder,4-stroke | air-cooled, single cylinder,4-stroke | air-cooled, single cylinder,4-stroke |
| Engine | Loncin LC154-1 | Loncin G160F | Loncin G200F |
| Power(HP) | 87cc | 163cc | 196cc |
| Weight kg | 57 | 67 | 87 |
| Size of base plate(L*W)(mm) | 495*320 | 530*370 | 540*420 |
| Max. centrifugal force(KN) | 8.2 | 11 | 13 |
| Vibration frequency(V-P-M) | 5600 | 5600 | 5600 |
| Compaction depth(cm) | 20 | 25 | 30 |
| Travel speed(m/min) | 25 | 25 | 15 |
| Efficiency(m ² /h) | 480 | 555 | 378 |
| Package(L*W*H)(cm) | 650*430*480mm | 680*480*600mm | 680*480*600mm |
| Accessories | Paving pad | Paving pad, Water tank | Paving pad, Water tank |



ZMONDAY TILLERS
 Are the perfect products for preparing ground



ZMONDAY
 POWER EQUIPMENT

35/36 ROTARY TILLER

ZMONDAY ROTARY TILLER

ZMONDAY ROTARY TILLER
 break up and mix up clods of earth
 before seeds are sown .

Engine net power

2.7KW

Start mode

Recoil start

Gear box material

ZL102



TIG4038

| ZMONDAY model | TIG4038 |
|--------------------|---------------------|
| Engine net power | 2.7kw/3600rpm |
| Displacement | 140CC |
| Fuel tank capacity | 1L |
| Oil tank capacity | 0.55L |
| Start mode | Recoil start |
| Driving mode | Belt&Worm |
| Gear box material | ZL102 |
| Clutch mode | External clutch |
| Gear | 1 |
| Working speed/rpm | 120 |
| Working depth/mm | ≥80 |
| Cutter | 2-4A |
| Working width/mm | 380 |
| Trimming wheel | No |
| Tire | 5 inches solid tyre |
| Fuel type | Gasoline |
| Engine opinion | LONCIN & ZONGSHEN |
| Tire opinion | 2-4B |



ZMONDAY TILLER
 USE RELIABLE GEAR BOX

Engine net power

3.0KW

Stat mode

Recoil start

Gear box material

ZL102



TIG5050

| ZMONDAY model | TIG5050 |
|--------------------|---------------------|
| Engine net power | 3.0kw/3600rpm |
| Displacement | 159CC |
| Fuel tank capacity | 1L |
| Oil tank capacity | 0.55L |
| Start mode | Recoil start |
| Driving mode | Belt&Worm |
| Gear box material | ZL102 |
| Clutch mode | External clutch |
| Gear | 1 |
| Working speed/rpm | 120 |
| Working depth/mm | ≥100 |
| Cutter | 2-4D |
| Working width/mm | 500 |
| Trimming wheel | No |
| Tire | 8 inches solid tyre |
| Fuel type | Gasoline |
| Engine opinion | LONCIN & ZONGSHEN |
| Tire opinion | 2-4E |

ZMONDAY ROTARY TILLER

ZMONDAY ROTARY TILLER
break up and mix up clods of earth before
seeds are sown

Engine new power

3.8KW

Stat mode

Recoil start

Gear box material

Q235



TIG6580

| ZMONDAY model | TIG5580 | TIG6580 |
|--------------------|---------------------------|---------------------------|
| Engine | G160F | G200F |
| Engine rated power | 3.2KW/3600rpm | 3.8KW/3600rpm |
| Displacement | 163CC | 196CC |
| Fuel tank capacity | 3.6L | 3.6L |
| Oil tank capacity | 0.6L | 0.6L |
| Start mode | Recoil start | Recoil start |
| Driving mode | Belt & Chain | Belt & Chain |
| Gear box material | Q235 | Q235 |
| Clutch mode | External clutch | External clutch |
| Gear | 1-1 | 1-1 |
| Working speed/rpm | 150/0/61 | 150/0/61 |
| Working depth/mm | ≥100 | ≥100 |
| Cutter | 3-4D | 3-4D |
| Working width/mm | 800 | 800 |
| Trimming wheel | C-2 | C-2 |
| Tire | 5 inches whole solid tyre | 5 inches whole solid tyre |
| Fuel type | Gasoline | Gasoline |
| Shape dimension | 580x430x700 | 580x430x700 |
| Engine opinion | LONCIN & ZONGSHEN | LONCIN & ZONGSHEN |
| Tire opinion | 3-4B | 3-4B |

ZMONDY ROTARY TILLER

ZMONDAY ROTARY TILLER
break up and mix up clods of earth before
seeds are sown.

Engine rated power

4.2KW

Stat mode

Recoil start

Gear box material

Cast iron



TIG7085A

| ZMONDAY model | TIG7085A |
|--------------------|-------------------------------|
| Engine | 170F |
| Engine rated power | 4.2KW/3600rpm |
| Displacement | 208CC |
| Fuel tank capacity | 3.6L |
| Oil tank capacity | 0.6L |
| Start mode | Recoil start |
| Driving mode | Belt & Gear & Chain |
| Gear box material | Cast iron |
| Clutch mode | Internal clutch |
| Gear | 1.0.2-1 |
| Working speed/rpm | 106/0/139/75 |
| Working depth/mm | ≥100 |
| Cutter | 3-4C |
| Working width/mm | 330/610/810 |
| Trimming wheel | H-1 |
| Tire | 4.0-8 |
| Fuel type | Gasoline |
| Tire opinion | 3.5-4 3.5-6 4.0-8 |
| Cutter | 4-3A 4-3B Deep tilling cutter |
| Anti wind cutter | European style cutter |
| Engine opinion | LONCIN & ZONGSHEN |

ZMONDY ROTARY TILLER

ZMONDAY ROTARY TILLER
break up and mix up clods of earth before
seeds are sown.

Engine rated power

4.2KW

Stat mode

Recoil start

Gear box material

Cast iron



TIG7085B

| ZMONDAY model | TIG7085B |
|--------------------|-------------------------------|
| Engine | 170F |
| Engine rated power | 4.2KW/3600rpm |
| Displacement | 208CC |
| Fuel tank capacity | 3.6L |
| Oil tank capacity | 0.6L |
| Start mode | Recoil start |
| Driving mode | Belt & Gear & Chain |
| Gear box material | Cast iron |
| Clutch mode | Internal clutch |
| Gear | 1.0.2-1 |
| Working speed/rpm | 106/0/139/75 |
| Working depth/mm | ≥100 |
| Cutter | 3-4C |
| Working width/mm | 330/610/810 |
| Trimming wheel | H-1 |
| Tire | 3.5-6 |
| Fuel type | Gasoline |
| Tire opinion | 3.5-4 3.5-6 |
| Cutter | 4-3A 4-3B Deep tilling cutter |
| Anti wind cutter | European style cutter |
| Engine opinion | LONCIN & ZONGSHEN |

**ZMONDAY
OTHER CLEANING RANGE**



MANUAL SWEEPER

Drive

Manual

Container Capacity

40L

Net Weight

11KGS



ZLS800

| ZMONDAY model | ZLS800 |
|--------------------|-----------|
| Drive | Manual |
| Container capacity | 40L |
| Speed | 4 KM/H |
| Area sweep | 2800 M2/H |
| Net Weight | 11KGS |
| Gross weight | 13KGS |
| Certificate | GS & CE |

LAWN MOWER

Engine Net Power

3.5KW

cutting width

610MM

Speed

Self-Propelled



YLM610

| ZMONDAY model | LMG610 |
|---------------------|--|
| Engine net power | 3.5kw/3600rpm |
| Start mode | Recoil start |
| Cutting width(mm) | 610 |
| Blade diameter (mm) | 610 |
| Cutting height(mm) | 25/40/55/75 |
| Drive type | Self propelled with brake lever and throttle cable |
| Speed | Self- propelled |
| Wheels | Front wheels 200*45 Rear wheels 300* 55 |

ELECTRIC SNOW SHOVEL

Motor Power

500W

Battery Capacity

24V 20AH

Snow Shovel Width

80CM



STE5080

| ZMONDAY model | STE5080 |
|----------------------------|--|
| Travel speed | Forward 2.4km/h ;Reverse 1.9km/h; |
| Motor power | 24V.500w motor 2 carbon brush |
| Battery capacity | 24V,20AH |
| Charge rate | 5-8h ;Charge once more than 60 minutes |
| Height adjustment range | 0-18CM |
| Snow shovel height | 33CM |
| Snow shovel width | 80CM |
| Snow shovel rotation angle | + -30 ° |
| Net weight | 72KG |
| Battery box | 8.8KG |
| External dimensions | 1365*850*950m |

LEAF SUCTION MACHINE

Motor

800W

Battery Capacity

48V 45AH

Suction Air Volume

10m³/min

VCE8100

| Zmonday model | VCE8100 |
|--------------------------|--|
| Motor | 800w Brushless motor |
| Fan Rotation Speed range | 2800rpm- 3500rpm |
| Suction tube diameter | 100mm |
| Suction air volume | 10 m ³ /min |
| Battery capacity | 48V 45AH (Continuous work for 3 hours) |
| Noise(LPA) | 80dB |
| Working scope | Leaves, cigarette ends, water, plastic bags, beer bottles and other rubbish. |
| Garbage | 240L |